




Key to Restriction Types Displayed

-  30 MPH Speed Restriction
-  50 MPH Speed Restriction



Lancashire
County Council

**Cuerdale Lane,
Samlesbury**



+ Crown copyright. All rights reserved
Lancashire County Council
Licence No. 2003

Phil Durnell
**Director of Highways
and Transportation**

P.O. Box 100, County Hall,
PRESTON PR1 0LD

SCALE	1 : 12500
DATE	03/04/2020
DRAWING No.	EM/19-20/SR-1
DRAWN BY	MW
Scale with care as distortion may occur	